How Sewerage Systems Support Our Everyday Living

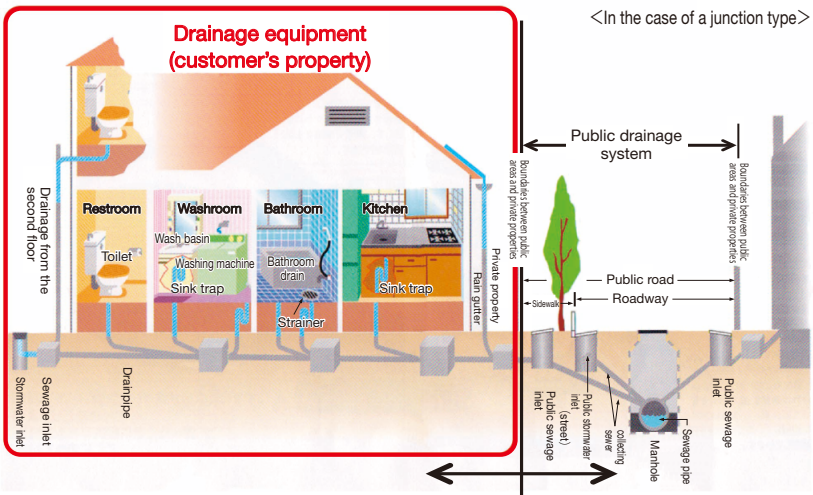

For maintenance and construction, please commission one of the Tokyo Metropolitan Designated Drainage Facility Construction Businesses.

The Bureau of Sewerage conducts maintenance and construction.

The process from households and factories to rivers and oceans

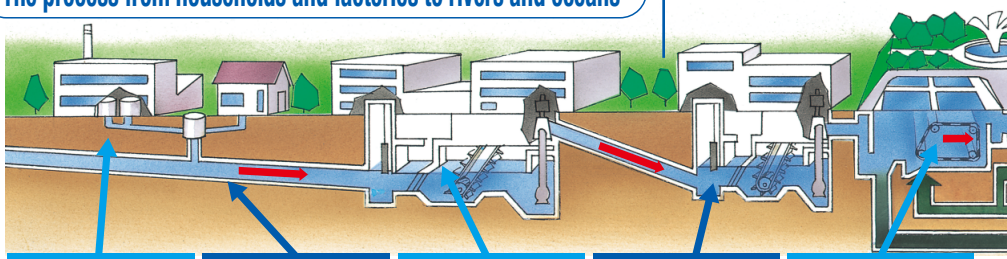

Drainage Equipment

These equipment drain both rainwater and contaminated water from households and factories into the sewer system.

Sewage Pipes

These pipes carry both rainwater and contaminated water from households and factories all the way to the Water Reclamation Center.

Pumping Station

These pumps draw up the sewer water from deep below, and continue to send it towards the Water Reclamation Center.

Grit Chamber

Sand and larger refuse in the sewer water is allowed to sink.

Primary Sedimentation Basin

Finer impurities that did not sink in the grit chamber are allowed to sink to the bottom over a long stretch of time.

The sewerage system is composed mainly of 3 facilities: the sewage pipe system that collects and drains sewer water; the pump area that draws up the sewer water midway to keep the sewage pipe system from going too deep underground; and the Water Reclamation Center that processes and purifies the sewer water. All facilities are regularly tested, cleaned, and repaired to keep them working correctly.

Unclean water (sewage) from households and rainwater flow through the sewage pipe system via inlets, as pictured below. There are two ways to drain sewer water (sewage and rainwater): the combined sewerage system, and the separated system. In the combined sewerage system (pictured left), sewage and rainwater are sent to the Water Reclamation Center together in one pipe.
However, in the separated system, sewage and rainwater flow in separate pipes, with the sewage headed to the Water Reclamation Center and the rainwater headed straight to rivers and oceans. About 80% of Tokyo's 23 wards use the combined sewerage system.

Public Sewage Inlet

Public sewage inlets connect household drainpipes to the sewage pipe system, and are opened for cleaning the pipes or examining them for dirt or clogs.


Public sewage inlet


Public sewage inlet (Small inlet)

Public Stormwater Inlet (street)

Public stormwater inlets allow rainwater to flow into the sewage pipe system from the street, and help prevent flooding. (There are large holes to facilitate the collection of rainwater from the street.)


Public stormwater inlet (street)


Public stormwater inlet (street)(metal grate)

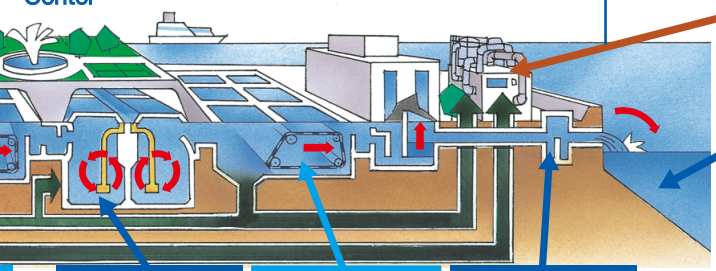

Slurry Processing Facility

Here, slurry deposits are dehydrated and then incinerated.

Preserving water quality in public water areas

To respond to tightening of regulations on the quality of discharged water, we are developing the installation of high-level processing techniques that remove nitrogen and phosphorus from the water as well.


▲Sumida River revitalized

Reaction Tank

Impurities dissolved in the water are biodegraded by microbes into slurry.

Secondary Sedimentation Basin

Slurry that grew larger in the reaction tank is allowed to settle here.

Chlorination Tank

The treated water undergoes chlorination to kill bacteria such as E. coli, before it is discharged into rivers and oceans.